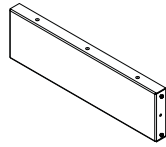


IRP1-0625 6U Rackmount Solid/Vented Panel Installation

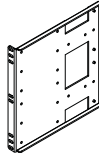


Included in this package

(2) 3U Solid/Vented Panel



(2) Ear Bracket



(8) M4 x 8 Screws



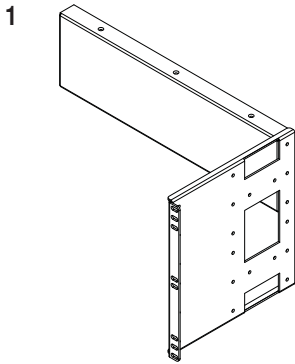
(6) #10-32 x 5/8 Screws



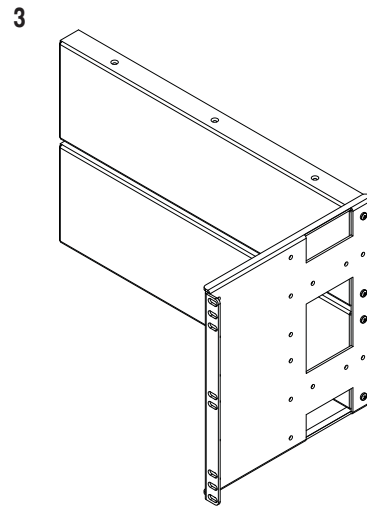
(6) #12-24 x 5/8 Screws



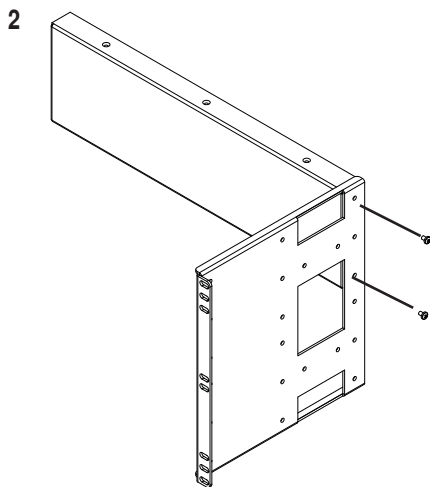
Installation Steps



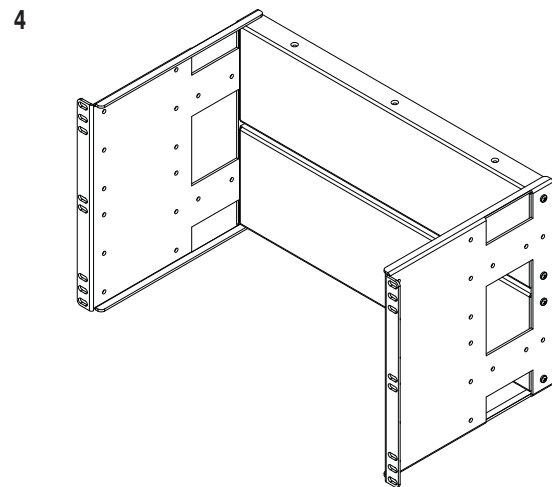
Place panel next to ear bracket



Place 2nd panel below the top panel. Use (2) M4 screws to secure 2nd panel.



Use (2) M4 screws to mount ear bracket to first panel



Repeat step 1 for other ear bracket.

Assembly Complete